




Affordable, luxurious,
easy fit solid surfaces





minerva® Amazonia Brown worksurface

Solid performance...

minerva® solid worksurfaces are manufactured to a full 25mm thickness with colour throughout.

Welcome to minerva®: an all new, practical and solid kitchen worksurface material manufactured using state-of-the-art technology to deliver a luxurious appearance, cool pleasing touch and robust performance day in, day out. Such is the enduring quality of minerva® that we guarantee its quality against manufacturing defects for ten years.

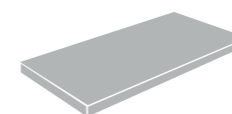
Whether you aspire to sweeping curves or a two-toned breakfast bar, contemporary linear sink modules or the nostalgia of a traditional Belfast sink, minerva® offers the flexibility to meet all your design needs without incurring the cost of specialist installation teams to make your dream come true.

Please take a look through our brochure and contemplate some of the possibilities. Your imagination will provide the rest!

contents...

- 04 Factory finished edges
- 06 Faster lead times
- 08 Imperceptible seamless solid joints
- 10 Pre-fabricated features
- 12 Custom service
- 14 Sink modules
- 16 Colours
- 18 General info
- 19 minerva® guarantee

...total design flexibility



FACTORY FINISHED EDGES READY FOR FITTING

All minerva® worksurfaces are supplied ready for installation with smooth factory machined edges.

No need, therefore, for time consuming and messy preparation work as edges are finished and ready for fitting.



FASTER LEAD TIMES, QUICKER INSTALLATION

minerva® cuts the wait and cost usually associated with choosing solid worksurfaces, saving you time and money.



IMPERCEPTIBLE, SEAMLESS, SOLID JOINTS

Whether you are using the services of a professional installer or doing the job yourself, minerva® is designed to deliver the best possible aesthetic results.



PRE-FABRICATED FEATURES

Undermounted bowls teamed with designer drainer grooves, breakfast bars, splashbacks and upstands, these are just some of the added attractions of choosing minerva® for your kitchen.



CUSTOM SERVICE

Our Custom Service department specialises in producing the extraordinary.



minerva® Peak Stone worksurface

Factory finished edges... ready for fitting



minerva® Carrara Grey worksurface



minerva® Ice Crystal stylish upstands are
hygienic and easy to clean

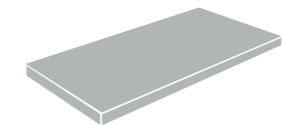


minerva® Desert Rock worksurface

All minerva® worksurfaces are supplied with factory machined edges.

We cut and finish the worksurface edges and tops for you, so they are delivered ready to fit, saving you valuable installation time and money.

No need to spend time on site making sure the finished edges are square and presentable, it's all been done for you.




minerva
FITTING PERFECTION



minerva® Amazonia Brown - infinite design options



minerva® Ice Crystal - smooth factory finished edges saving installation time and money



minerva® Cocoa Brown - design ideas that flow freely



minerva® Black Granite and Carrara White

Faster lead times... quicker installation

With **minerva®** there is no waiting for complicated templates to be produced and potentially expensive delays.

All **minerva®** worksurfaces are factory-finished and delivered ready for installation...it's that quick, it's that simple.






minerva® White worksurface with upstand delivers clean flowing lines



minerva® Carrara White - seamless joints



minerva® White worksurfaces are seamlessly jointed



minerva® Desert Rock with the cool touch of solid stone

Imperceptible seamless solid joints

Clean flowing lines with the look and cool touch of solid stone.

Not only beautiful looking, but with our renowned jointing strength **minerva®** is rock solid! Nor are any special preparation procedures necessary to achieve beautifully imperceptible, seamless joints.



minerva Carrara White with pre-fabricated 1.5 bowl acrylic sink



minerva Silver Cloud worksurface

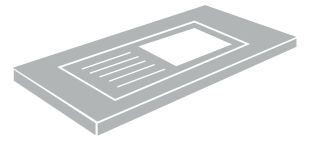


minerva Fossil - factory machined drainer grooves add depth and dimension

Pre-fabricated features

With fabrication built-in, **minerva**® saves valuable time when it comes to preparation and installation.

All working surfaces and edges are factory machined and finished, which means there's no time wasted on site.



Select an undermounted stainless steel or acrylic sink from the **minerva**® collection. Factory pre-fabricated for easy and quick installation.



minerva Amazonia Brown worksurface



minerva Carrara White - factory machined drainer grooves





minerva® Desert Rock worksurface



minerva® Carrara White - smooth finished edges deliver cutting edge style




minerva® Amazonia Brown



minerva® Nimbus Grey with break-front hob

Custom Service

Our Custom Service department specialises in producing the extraordinary.



minerva® worksurfaces are designed to meet the needs of the most discerning design requirements.

However, if your kitchen screams for something out of the ordinary, we offer the **minerva® Custom Service**. This department specialises in producing truly bespoke surfaces for the extraordinary project.

Ask your kitchen designer how **minerva® Custom Service** can turn your design ideas into glorious reality.



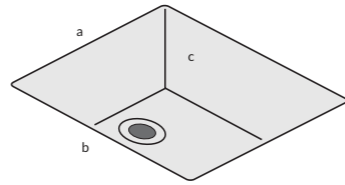
minerva® ...sink modules, it's your choice

All minerva® sink modules are supplied as either left or right hand bowl which must be specified at the time of order. Images shown are left hand bowl.
Both stainless steel and acrylic bowls are suitable for use with waste disposal units. Only stainless steel bowls are suitable for use with instant hot water taps. Allowing instant hot water taps to run freely into acrylic bowls over a period of time may result in superficial crazing of the acrylic surface.



single bowl

minerva® single bowl...650mm deep with recessed drainer area. Pre drilled for tap and pop-up waste. Will fit into 500mm base cabinet. Includes brushed stainless steel bowl, pop-up waste, fitting clips and sealant.



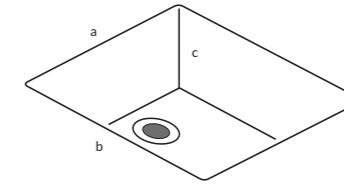
single bowl

- a. 340mm
- b. 400mm
- c. 190mm



single bowl acrylic

minerva® single bowl acrylic... 650mm deep with recessed drainer area. Pre-drilled for tap. Will fit into 600mm base cabinet. Includes factory fitted single bowl acrylic sink and pop-up waste.



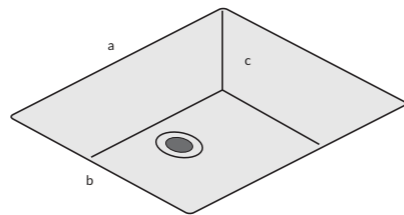
single bowl acrylic

- a. 340mm
- b. 400mm
- c. 190mm



super large bowl

minerva® super large bowl...650mm deep with recessed drainer area. Pre drilled for tap and pop-up waste. Will fit into 600mm base cabinet. Includes brushed stainless steel bowl, pop-up waste, fitting clips and sealant.



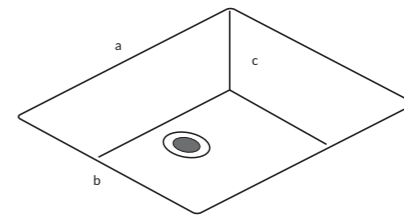
super large bowl

- a. 480mm
- b. 400mm
- c. 200mm



super large bowl acrylic

minerva® super large bowl...650mm deep with recessed drainer area. Pre drilled for tap and pop-up waste. Will fit into 600mm base cabinet. Includes factory fitted single bowl acrylic sink and pop-up waste.



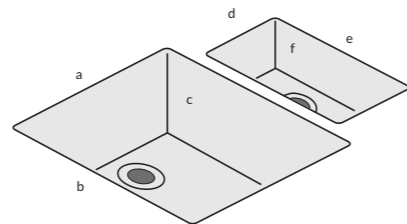
super large bowl acrylic

- a. 480mm
- b. 400mm
- c. 190mm



1.5 bowl duo

minerva® 1.5 bowl...650mm deep with recessed drainer area. Pre drilled for tap and pop-up waste. Will fit into 600mm base cabinet. Includes brushed stainless steel main bowl and separate small bowl, basket strainer, pop-up waste, fitting clips and sealant.



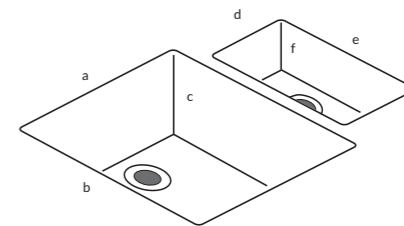
1.5 bowl

- a. 340mm
- b. 400mm
- c. 190mm
- d. 160mm
- e. 300mm
- f. 120mm



1.5 bowl duo acrylic

minerva® 1.5 duo bowl acrylic... 650mm deep with recessed drainer area. Pre-drilled for tap. Will fit into base cabinet openings over 650mm. Includes factory fitted 1.5 bowl acrylic sink, basket strainer and pop-up waste.



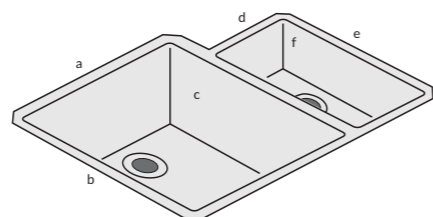
1.5 bowl duo acrylic

- a. 340mm
- b. 400mm
- c. 190mm
- d. 160mm
- e. 300mm
- f. 100mm



1.5 designer bowl

minerva® 1.5 designer bowl...650mm deep with recessed drainer area. Pre-drilled for tap. Will fit into 600mm base cabinet. Includes combined 1.5 bowl brushed stainless steel sink, basket strainers, fitting clips and sealant.



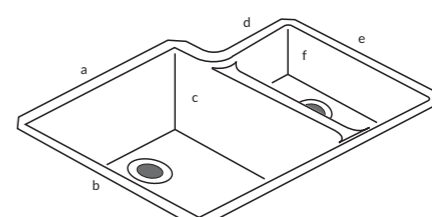
1.5 designer bowl

- a. 340mm
- b. 400mm
- c. 190mm
- d. 160mm
- e. 300mm
- f. 120mm



1.5 designer bowl acrylic

minerva® 1.5 designer bowl acrylic...650mm deep with recessed drainer area. Pre-drilled for tap. Will fit into base cabinet openings over 650mm. Includes factory fitted combined 1.5 bowl acrylic sink and basket strainers.



1.5 designer bowl acrylic

- a. 340mm
- b. 400mm
- c. 190mm
- d. 160mm
- e. 300mm
- f. 120mm

All the colours you want!

Twelve stunning worksurface finishes which collectively represent a wonderfully varied palette of possibilities for you and your new kitchen.

Whether you decide on the drama of Black Granite, the classical appeal of marble epitomised by Carrara White, the cool crispness of Ice Crystal, or any of the other superb finishes in the **minerva**[®] range, you can rest assured that your kitchen will lift your spirits for years to come.



minerva[®] White (WH)
Price Group 1

minerva[®] Ice Crystal (IC)
Price Group 2

minerva[®] Cocoa Brown (CB)
Price Group 2

minerva[®] Peak Stone (PS)
Price Group 2

minerva[®] Carrara White (CA)
Price Group 3

minerva[®] Silver Cloud (SC)
Price Group 3

minerva[®] Fossil (FO)
Price Group 2

minerva[®] Amazonia Brown (AB)
Price Group 2

minerva[®] Nimbus Grey (NG)
Price Group 2

minerva[®] Black Granite (BG)
Price Group 2

minerva[®] Desert Rock (DR)
Price Group 3

minerva[®] Carrara Grey (CG)
Price Group 3

- Price Group 1 (WH) White
- Price Group 2 (IC) Ice Crystal, (FO) Fossil, (AB) Amazonia Brown, (CB) Cocoa Brown, (PS) Peak Stone, (NG) Nimbus Grey, (BG) Black Granite
- Price Group 3* (CA) Carrara White, (SC) Silver Cloud, (DR) Desert Rock, (CG) Carrara Grey

*Each of these worksurfaces are unique, reflecting the natural appeal of marble and stone.



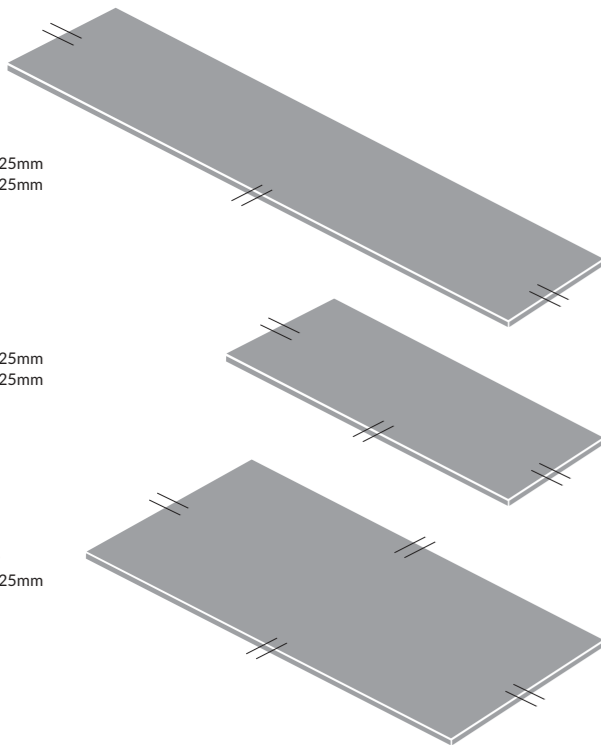
All the information you need

worksurface

- Worksurface
3050 x 600 x 25mm
3050 x 650 x 25mm

- Worksurface
1500 x 600 x 25mm
1500 x 650 x 25mm

- Breakfast bar
2100 x 900 x 25mm



splashback & upstand

- Splashback
3050 x 600 x 12.5mm

- Splashback
1500 x 600 x 12.5mm

- Splashback
900 x 750 x 12.5mm

- Upstand
3050 x 70 x 12.5mm

- Upstand
3050 x 150 x 12.5mm



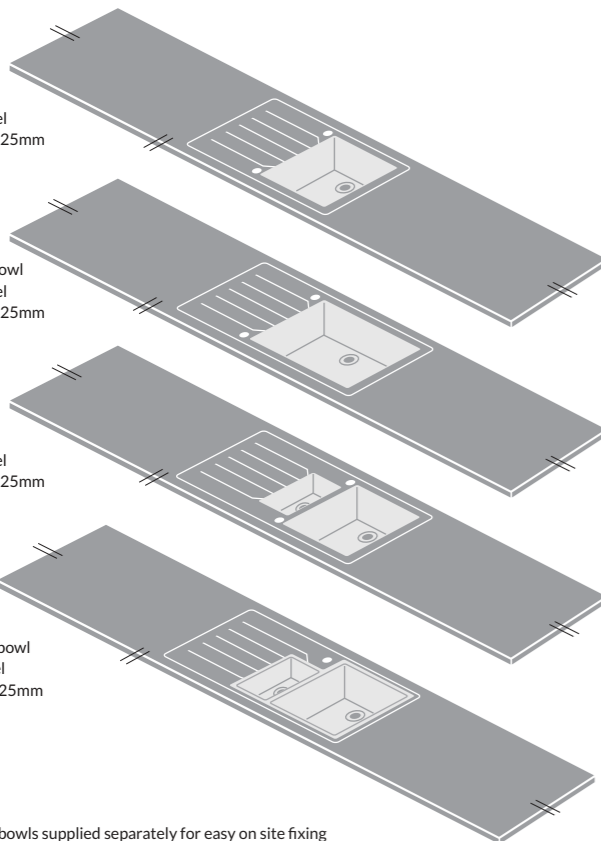
sink modules

- Single bowl
Stainless Steel
3050 x 650 x 25mm

- Super large bowl
Stainless Steel
3050 x 650 x 25mm

- 1.5 bowl duo
Stainless Steel
3050 x 650 x 25mm

- 1.5 designer bowl
Stainless Steel
3050 x 650 x 25mm

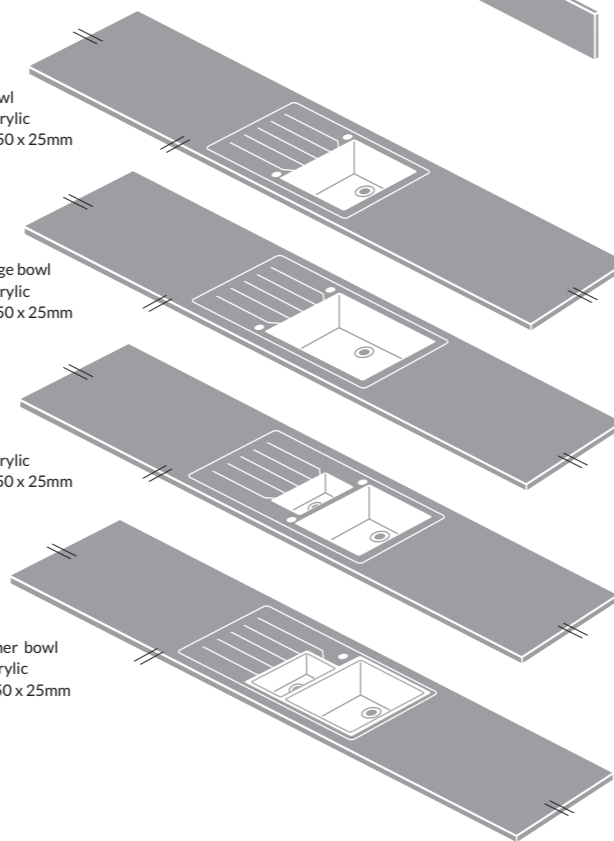


- Single bowl
White Acrylic
3050 x 650 x 25mm

- Super large bowl
White Acrylic
3050 x 650 x 25mm

- 1.5 bowl
White Acrylic
3050 x 650 x 25mm

- 1.5 designer bowl
White Acrylic
3050 x 650 x 25mm



- Stainless steel bowls supplied separately for easy on site fixing
- Acrylic bowls are factory fitted

||| Factory finished edge

— Unfinished edges

minerva® solid surfaces come with our 10 year guarantee* and are supported by the FIRA Gold Award for product excellence – this is testimony to the fact that we use only the most superior materials and our products are constantly tested to ensure they are manufactured to the highest standards.



minerva® has been developed for the domestic environment, especially the kitchen. Although no 'special' maintenance is needed, we recommend the following is adhered to, as prevention is always better than cure.



Routine cleaning

minerva® does not require any specialist cleaning regimes, most dirt and light residue will easily wipe off with a damp cloth and soapy water. The worksurface should then be rinsed with clean water and wiped dry. Persistent marks can be removed by using a mild abrasive cleaner, but harsh scouring powders should be avoided. If in doubt, consult our care and maintenance guide.



Heat

minerva's surface will withstand heat better than many alternative surface materials. However, all hot pots, pans and other heat generating devices should always be placed on a trivet or worktop protector rods to prevent extreme heat having prolonged and direct contact with the surface. Boiling water and cooking splashes do not harm the surface.



Staining

minerva®, unlike marble and granite, is not porous and will resist most household chemicals including alcohol and cosmetics, however, some chemicals and strong dyes can cause damage and discolouration. If spillage occurs, wipe off immediately and rinse area thoroughly.



Standard woodworking tools

minerva® can easily be cut on site ready for jointing using standard woodworking tools and equipment.

Accessories

- **minerva**® jointing kit (75ml adhesive sachet, sanding discs and grey abrasive pad to finish)
- Individual 75ml adhesive sachet
- Installation, care and maintenance DVD
- Stainless steel finish worktop protector rods (pack of 6)



- **minerva**® care kit (countertop cleaner, ergonomic foam sanding pad, microfibre cleaning cloth, 320 grit and 500 grit sanding discs and grey abrasive pad)



Minor scratching

Kitchen utensils and crockery (particularly the unglazed bases) can sometimes cause scratches that will be more evident on darker colours. The surface can be damaged by scratching or cutting with knives, so the use of a cutting board is essential. Any minor scratches can easily be removed using the grey abrasive pad and other items from the **minerva**® care kit. Please refer to the care and maintenance guide.



minerva® care kit

To help maintain your **minerva**® worksurface, a care kit is available from your retailer. This kit contains all you need to make minor repairs to the surface and a special cleaner that helps to maintain, protect and build up lustre, particularly on darker colours.



Our commitment to customer service

When you choose **minerva**® you do so secure in the knowledge that you are buying a proven, reliable product; a product that is truly at the forefront of modern worksurface technology.

Our Customer Care department is on hand to offer you help, support and advice all year round.

Call: 01773 521 300

*Guarantee covers manufacturing not installation.

Quality assured

- ✓ Barcol Hardness - EN59
- ✓ Light Fastness - ISO 4892
- ✓ Fungal Resistance - EN ISO 846
- ✓ Food Safety - EN V 1186
- ✓ Bacterial Resistance - EN ISO 846
- ✓ Exposure to Dry Heat - EN 438-2.8





Azalea Close Clover Nook Industrial Park
Alfreton Derbyshire DE55 4QX

t 01773 521 300 f 01773 836 837

e sales@minervaworksurfaces.co.uk www.minervaworksurfaces.co.uk



SOLID SURFACE
EXCELLENCE



minerva® is a registered trademark of Sylmar Technology Limited. Copyright © Sylmar Technology Limited 2015

Disclaimer: Colours are as accurate as the printing process allows. As part of a process of on-going innovation, we reserve the right to change specifications without prior notice.